

QUINT4-PS/24DC/48DC/5/PT - DC/DC converters



2910123

<https://www.phoenixcontact.com/us/products/2910123>

Please be informed that the data shown in this PDF document is generated from our Online Catalog. Please find the complete data in the user documentation. Our General Terms of Use for Downloads are valid.



Primary-switched DC/DC converter, QUINT POWER, DIN rail mounting, SFB Technology (Selective Fuse Breaking), input: 24 V DC, output: 48 V DC / 5 A

Product Description

QUINT DC/DC converter with maximum functionality

DC/DC converters alter the voltage level, regenerate the voltage at the end of long cables or enable the creation of independent supply systems by means of electrical isolation.

QUINT DC/DC converters magnetically and therefore quickly trip circuit breakers with six times the nominal current, for selective and therefore cost-effective system protection. The high level of system availability is additionally ensured, thanks to preventive function monitoring, as it reports critical operating states before errors occur.

Your advantages

- Most powerful output side: easy system expansion, reliable heavy load startup and miniature circuit breaker tripping
- Most comprehensive signaling: preventive function monitoring reports critical operating states before errors occur
- Available pre-configured: from a batch quantity of just 1

Commercial Data

Item number	2910123
Packing unit	1 pc
Minimum order quantity	1 pc
Sales Key	CM01
Product Key	CMDI44
GTIN	4055626537450
Weight per Piece (including packing)	1,068 g
Weight per Piece (excluding packing)	1,024 g
Customs tariff number	85044083
Country of origin	TH

Technical Data

Input data

Nominal input voltage range	24 V DC
Input voltage range	24 V DC -25 % ... +40 %
Wide-range input	no
Electric strength, max.	35 V DC (60 s)
Inrush current	typ. 1 A
Inrush current integral (I^2t)	< 0.01 A ² s
Inrush current limitation	1 A (after 1 ms)
Mains buffering time	typ. 16 ms (24 V DC)
Current consumption	13.8 A (24 V DC)
Typical response time	300 ms (from SLEEP MODE)
Switch-on time	< 1 s
Input fuse	30 A (slow-blow, internal)
Recommended breaker for input protection	16 A ... 20 A (Characteristic B, C, D, K or comparable)

Signal Remote (configurable)

Connection labeling	3.3 +
Function	Output power ON/OFF (remote)
Default	Output power ON (>40 k Ω /24 V DC/open bridge between REM and SGnd)

Output data

Efficiency	typ. 94 % (24 V DC)
Output characteristic	U/I Advanced
	Smart HICCUP
	FUSE MODE
Nominal output voltage	48 V DC
Setting range of the output voltage (U_{Set})	48 V DC ... 56 V DC (> 48 V constant capacity)
Nominal output current (I_N)	5 A
Static Boost ($I_{Stat.Boost}$)	6.25 A
Dynamic Boost ($I_{Dyn.Boost}$)	10 A (5 s)
Selective Fuse Breaking (I_{SFB})	30 A (15 ms)
Magnetic circuit breaker tripping	A1...A6 / B2 / C1...C2 / Z1...Z6
Short-circuit-proof	yes
No-load proof	yes
Output power (P_N)	240 W
Output power ($P_{Stat. Boost}$)	300 W
Output power ($P_{Dyn. Boost}$)	480 W (5 s)
Feedback voltage resistance	\leq 60 V DC
Protection against overvoltage at the output (OVP)	\leq 60 V DC
Residual ripple	< 50 mV _{PP}
Control deviation	< 3 % (change in load, static 10 % ... 90 %)

QUINT4-PS/24DC/48DC/5/PT - DC/DC converters



2910123

<https://www.phoenixcontact.com/us/products/2910123>

Control deviation	< 3 % (change in load, static 10 % ... 90 %)
Control deviation	< 3 % (change in load, static 10 % ... 90 %)
Rise time	< 100 ms (U_{OUT} (10 % ... 90 %))
Connection in series	yes
Maximum no-load power dissipation	< 4 W
Power loss nominal load max.	< 16 W
Power dissipation SLEEP MODE	< 2 W
Connection in parallel	yes, for redundancy and increased capacity

Signal Out 1 (configurable)

Connection labeling	3.5 +
Digital	0 V DC
	24 V DC
	20 mA
Signal option	Output voltage
	Output current
	Output power
	Operating hours
	Early warning of high temperatures
	OVP voltage limitation active
Default	U_{IN} input voltage OK

Signal Out 2 (configurable)

Connection labeling	3.6 +
Digital	0 V DC
	24 V DC
	20 mA
Default	Output power
Signal option	Output voltage
	Output current
	Operating hours
	Early warning of high temperatures
	OVP voltage limitation active
Analog	4 mA ... 20 mA ± 5 % (Load $\leq 400 \Omega$)
Signal option	Output voltage
	Output current
	Output power

Signal relay 13/14 (configurable)

Connection labeling	3.1, 3.2
Switch contact (floating)	floating
Maximum contact load	24 V DC
	1 A
	30 V AC
	0.5 A

2910123

<https://www.phoenixcontact.com/us/products/2910123>

Default	Output voltage
Signal option	Output current
	Output power
	Operating hours
	Early warning of high temperatures
	OVP voltage limitation active
	U _{IN} input voltage OK

Signal ground SGnd

Connection labeling	3.4 +
Function	Signal ground
Reference potential	to OUT1, OUT2, REM

Connection data

Input

Position	1.x
----------	-----

Conductor connection

Connection method	Push-in connection
rigid	0.2 mm ² ... 6 mm ²
flexible	0.2 mm ² ... 6 mm ²
flexible with ferrule without plastic sleeve	0.2 mm ² ... 4 mm ²
flexible with ferrule with plastic sleeve	0.2 mm ² ... 4 mm ²
rigid (AWG)	24 ... 10
Stripping length	10 mm

Output

Position	2.x
----------	-----

Conductor connection

Connection method	Push-in connection
rigid	0.2 mm ² ... 6 mm ²
flexible	0.2 mm ² ... 6 mm ²
flexible with ferrule without plastic sleeve	0.2 mm ² ... 4 mm ²
flexible with ferrule with plastic sleeve	0.2 mm ² ... 4 mm ²
rigid (AWG)	24 ... 10
Stripping length	10 mm

Signal

Position	3.x
----------	-----

Conductor connection

Connection method	Push-in connection
rigid	0.2 mm ² ... 1 mm ²
flexible	0.2 mm ² ... 1.5 mm ²
flexible with ferrule without plastic sleeve	0.2 mm ² ... 1.5 mm ²

2910123

<https://www.phoenixcontact.com/us/products/2910123>

flexible with ferrule with plastic sleeve	0.2 mm ² ... 0.75 mm ²
rigid (AWG)	24 ... 16
Stripping length	8 mm

Signaling

LED signaling

Types of signaling	LED
	Floating signal contact
	Active signal output Out1 (digital, configurable)
	Active signal output Out2 (analog, configurable)
	Remote contact
	Signal ground SGnd
Signal threshold	> 100 % (LED lights up yellow, output power > 240 W)
	> 75 % (LED lights up green, output power > 180 W)
	> 50 % (LED lights up green, output power > 120 W)
	> 0.9 × U _{Set} (LED lights up green)
	< 0.9 × U _{Set} (LED flashes green)
	> 0.8 × U _{InNom} (LED off)
	< 0.8 × U _{InNom} (LED lights up yellow)

Electrical properties

Number of phases	1.00
Insulation voltage input/output	4 kV DC (type test)
	2 kV DC (routine test)
Switching frequency	190 kHz ... 220 kHz (Auxiliary converter stage)
	67 kHz ... 135 kHz (Main converter stage)

Product properties

Product type	DC/DC converters
Product family	QUINT POWER
MTBF (IEC 61709, SN 29500)	> 1369000 h (25 °C)
	> 793000 h (40 °C)
	> 328000 h (60 °C)

Insulation characteristics

Protection class	Special with SELV input and output
Degree of pollution	2

Life expectancy (electrolytic capacitors)

Current	2.5 A
Temperature	40 °C
Time	359600 h
Additional text	24 V DC

Life expectancy (electrolytic capacitors)

2910123

<https://www.phoenixcontact.com/us/products/2910123>

Current	5 A
Temperature	40 °C
Time	176200 h
Additional text	24 V DC

Life expectancy (electrolytic capacitors)

Current	5 A
Temperature	30 °C
Time	352500 h
Additional text	24 V DC

Dimensions

Item dimensions

Width	50 mm
Height	130 mm
Depth	125 mm

Item dimensions with alternative mounting

Width	122 mm
Height	130 mm
Depth	53 mm

Installation dimensions

Installation distance right/left (active)	15 mm / 15 mm (≤ 70 °C)
Installation distance right/left (passive)	0 mm / 0 mm (≤ 70 °C)
Installation distance top/bottom (active)	50 mm / 50 mm (≤ 70 °C)
Installation distance top/bottom (passive)	50 mm / 50 mm (≤ 70 °C)

Mounting

Mounting type	DIN rail mounting
Assembly instructions	alignable: $P_N \geq 50\%$, 5 mm horizontally, 15 mm next to active components, 50 mm vertically alignable: $P_N < 50\%$, 0 mm horizontally, 40 mm vertically top, 20 mm vertically bottom
With protective coating	No

Material specifications

Flammability rating according to UL 94 (housing / terminal blocks)	V0
Housing material	Metal
Hood version	Stainless steel X6Cr17
Side element version	Aluminum

Environmental and real-life conditions

Ambient conditions

Degree of protection	IP20
----------------------	------

Ambient temperature (operation)	-25 °C ... 70 °C (> 60 °C Derating: 2,5 %/K)
Ambient temperature (storage/transport)	-40 °C ... 85 °C
Ambient temperature (start-up type tested)	-40 °C
Maximum altitude	≤ 5000 m (> 2000 m, observe derating)
Climatic class	3K22 (in accordance with EN 60721-3-3)
Max. permissible relative humidity (operation)	≤ 95 % (at 25 °C, non-condensing)
Shock	18 ms, 30g, in each space direction (according to IEC 60068-2-27)
Vibration (operation)	5 Hz ... 100 Hz resonance search 2.3g, 90 min., resonance frequency 2.3g, 90 min. (according to DNV GL Class C)

Standards and regulations

Overvoltage category

EN 61010-1	II (≤ 5000 m)
EN 62477-1	III (≤ 2000 m)

Safety for measurement, control, and laboratory equipment

Standards/specifications	IEC 61010-1
--------------------------	-------------

Protective extra-low voltage

Standards/specifications	EN 61010-1 (SELV)
	IEC 61010-2-201 (PELV)

Mains voltage dips

Standards/specifications	EN 61000-4-29
--------------------------	---------------

Railway applications

Standards/specifications	EN 50121-3-2
	IEC 62236-3-2
	EN 50121-5
	IEC 62236-5

Approvals

UL

Identification	UL Listed UL 61010-1
----------------	----------------------

UL

Identification	UL Listed UL 61010-2-201
----------------	--------------------------

UL

Identification	UL 121201 & CSA C22.2 No. 213-17 Class I, Division 2, Groups A, B, C, D T4 (Hazardous Location)
----------------	---

CSA

Identification	CAN/CSA-C22.2 No. 61010-1-12
----------------	------------------------------

CSA

Identification	CAN/CSA C22.2 No. 61010-2-201:18
----------------	----------------------------------

QUINT4-PS/24DC/48DC/5/PT - DC/DC converters



2910123

<https://www.phoenixcontact.com/us/products/2910123>

SIQ

Identification	Type tested (type approved)
----------------	-----------------------------

SIQ

Identification	CB scheme (IEC 61010-1, IEC 61010-2-201)
----------------	--

Shipbuilding

Identification	DNV
----------------	-----

Shipbuilding

Identification	BV
----------------	----

Shipbuilding

Identification	NK
----------------	----

Shipbuilding

Identification	LR
----------------	----

EMC data

Low Voltage Directive	Conformance with Low Voltage Directive 2014/35/EC
EMC requirements for noise emission	EN 61000-6-3
	EN 61000-6-4
EMC requirements for noise immunity	EN 61000-6-1
	EN 61000-6-2
Electromagnetic compatibility	Conformance with EMC Directive 2014/30/EU
EMC requirements, power plant	IEC 61850-3
	EN 61000-6-5
Conducted noise emission	EN 55016
	EN 61000-6-3 (Class B)
Noise emission	Additional basic standard EN 61000-6-5 (immunity in power station), IEC/EN 61850-3 (energy supply)
Noise emission	EN 55016
	EN 61000-6-3 (Class B)
DNV GL conducted interference	Class B
Additional text	Bridge and deck area
DNV GL noise radiation	Class B
Additional text	Bridge and deck area

Electrostatic discharge

Standards/regulations	EN 61000-4-2
-----------------------	--------------

Electrostatic discharge

Contact discharge	8 kV (Test Level 4)
Discharge in air	15 kV (Test Level 4)
Comments	Criterion A

Electromagnetic HF field

QUINT4-PS/24DC/48DC/5/PT - DC/DC converters



2910123

<https://www.phoenixcontact.com/us/products/2910123>

Standards/regulations	EN 61000-4-3
-----------------------	--------------

Electromagnetic HF field

Frequency range	80 MHz ... 1 GHz
Test field strength	20 V/m (Test Level 3)
Frequency range	1 GHz ... 6 GHz
Test field strength	10 V/m (Test Level 3)
Comments	Criterion A

Fast transients (burst)

Standards/regulations	EN 61000-4-4
-----------------------	--------------

Fast transients (burst)

Input	2 kV (Test Level 3 - asymmetrical)
Output	2 kV (Test Level 3 - asymmetrical)
Signal	2 kV (Test Level 4 - asymmetrical)
Comments	Criterion A

Surge voltage load (surge)

Standards/regulations	EN 61000-4-5
Input	1 kV (Test Level 3 - symmetrical)
	2 kV (Test Level 3 - asymmetrical)
Output	1 kV (Test Level 3 - symmetrical)
	2 kV (Test Level 3 - asymmetrical)
Signal	2 kV (Test Level 3 - asymmetrical)
Comments	Criterion A

Conducted interference

Standards/regulations	EN 61000-4-6
-----------------------	--------------

Conducted interference

I/O/S	asymmetrical
Frequency range	0.15 MHz ... 80 MHz
Comments	Criterion A
Voltage	10 V (Test Level 3)

Power frequency magnetic field

Standards/regulations	EN 61000-4-8
Frequency	16.7 Hz
	50 Hz
	60 Hz
Test field strength	100 A/m
Additional text	60 s
Comments	Criterion A
Frequency	50 Hz
	60 Hz
Frequency range	50 Hz ... 60 Hz

2910123

<https://www.phoenixcontact.com/us/products/2910123>

Test field strength	1 kA/m
Additional text	3 s
Comments	Criterion A
Frequency	0 Hz
Test field strength	300 A/m
Additional text	DC, 60 s
Comments	Criterion A

Voltage dips

Standards/regulations	EN 61000-4-29
Voltage	24 V DC
Voltage dip	70 %
Time	100 ms
Additional text	Test Level 2
Comments	Criterion A
Voltage dip	40 %
Time	100 ms
Additional text	Test Level 2
Comments	Criterion B
Voltage dip	0 %
Time	50 ms
Additional text	Test Level 2
Comments	Criterion B

Pulse-shape magnetic field

Standards/regulations	EN 61000-4-9
Test field strength	1000 A/m
Comments	Criterion A

Asymmetrical conducted disturbance variables

Standards/regulations	EN 61000-4-16
Test level 1	15 Hz 150 Hz (Test Level 3)
Voltage	10 V 1 V
Test level 2	150 Hz 1.5 kHz (Test Level 3)
Voltage	1 V
Test level 3	1.5 kHz 15 kHz (Test Level 3)
Voltage	1 V 10 V
Test level 4	15 kHz 150 kHz (Test Level 3)
Voltage	10 V
Test level 5	16.7 Hz 50 Hz 60 Hz 150 Hz 180 Hz (Test Level 3)
Voltage	10 V (Permanent)
Test level 6	0 Hz 16.7 Hz 50 Hz 60 Hz (Test Level 3)
Voltage	100 V (1 s)
Comments	Criterion A

Alternating component of direct voltage

2910123

<https://www.phoenixcontact.com/us/products/2910123>

Standards/regulations	EN 61000-4-17
Alternating component	15 % (U_N)
Frequency	50 Hz
	100 Hz
	150 Hz
Comments	Criterion A
Alternating component	14 % (U_N)
Frequency	300 Hz
Comments	Criterion A

Attenuated oscillating wave

Standards/regulations	EN 61000-4-18
Input, output (test level 1)	100 kHz 1 MHz (Test Level 2 - symmetrical)
Voltage	0.5 kV
Input, output (test level 2)	100 kHz 1 MHz (Test Level 2 - asymmetrical)
Voltage	1 kV
Input, output (test level 3)	10 MHz (Test Level 2 - asymmetrical)
Voltage	0.5 kV
Signals (test level 1)	100 kHz 1 MHz (Test Level 2 - symmetrical)
Voltage	0.5 kV
Signals (test level 2)	100 kHz 1 MHz (Test Level 2 - asymmetrical)
Voltage	1 kV
Comments	Criterion A

Attenuated oscillating magnetic field

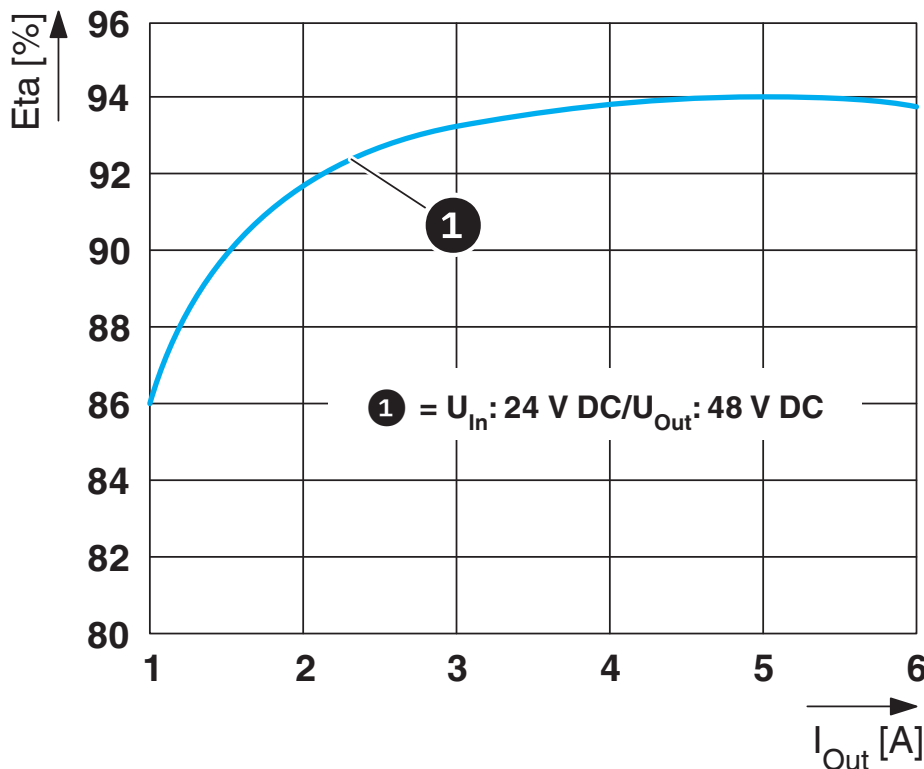
Standards/regulations	EN 61000-4-10
Test field strength	100 A/m
Test level 1	100 kHz
Test field strength	100 A/m
Test level 2	1 MHz
Comments	Criterion A

Criteria

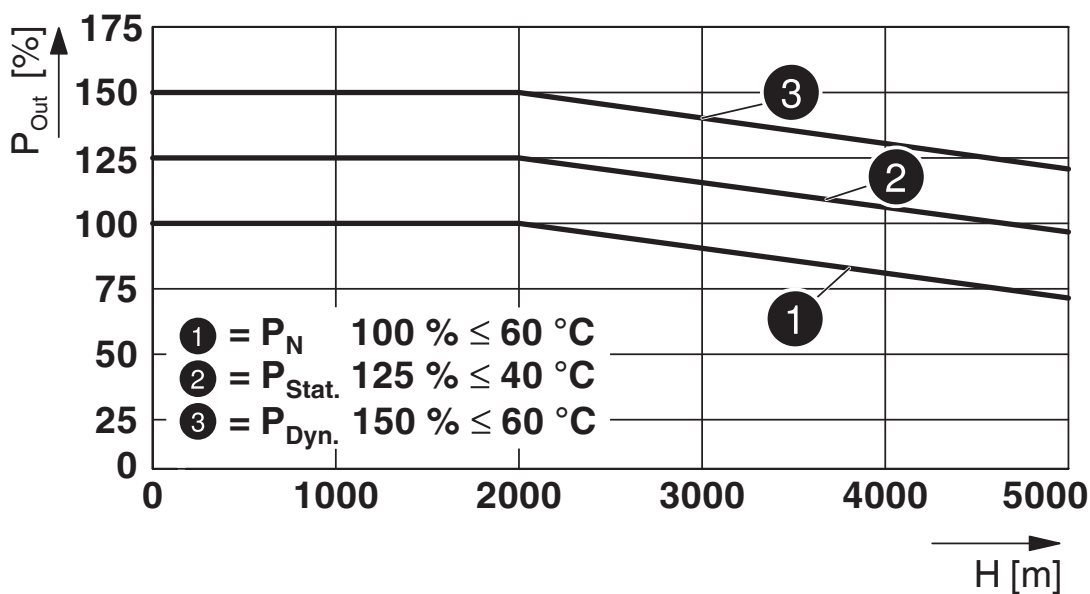
Criterion A	Normal operating behavior within the specified limits.
Criterion B	Temporary impairment to operational behavior that is corrected by the device itself.
Criterion C	Temporary adverse effects on the operating behavior, which the device corrects automatically or which can be restored by actuating the operating elements.

Drawings

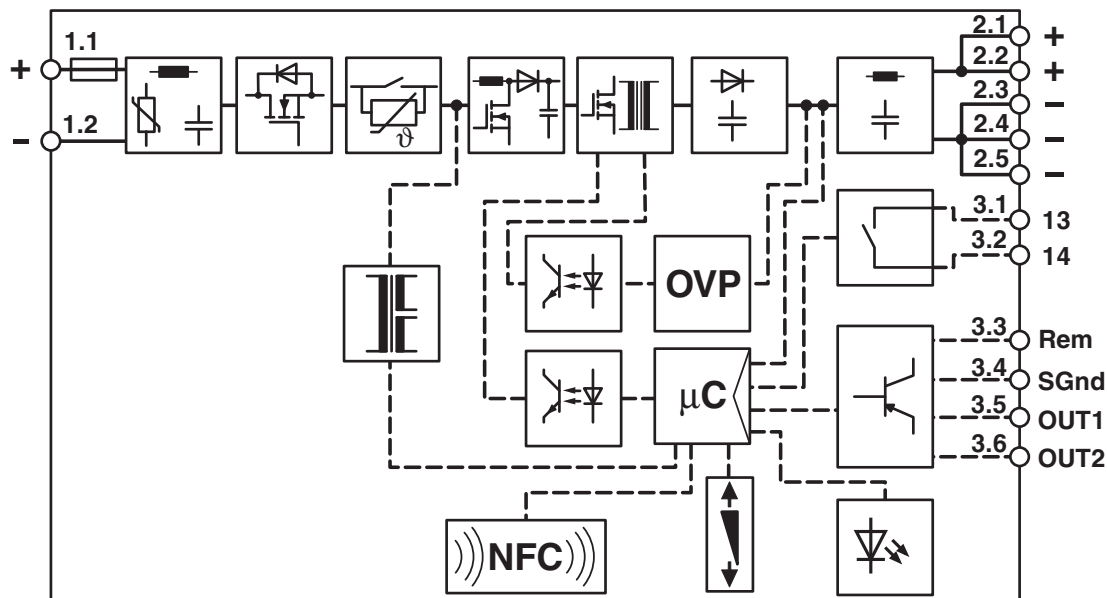
Diagram



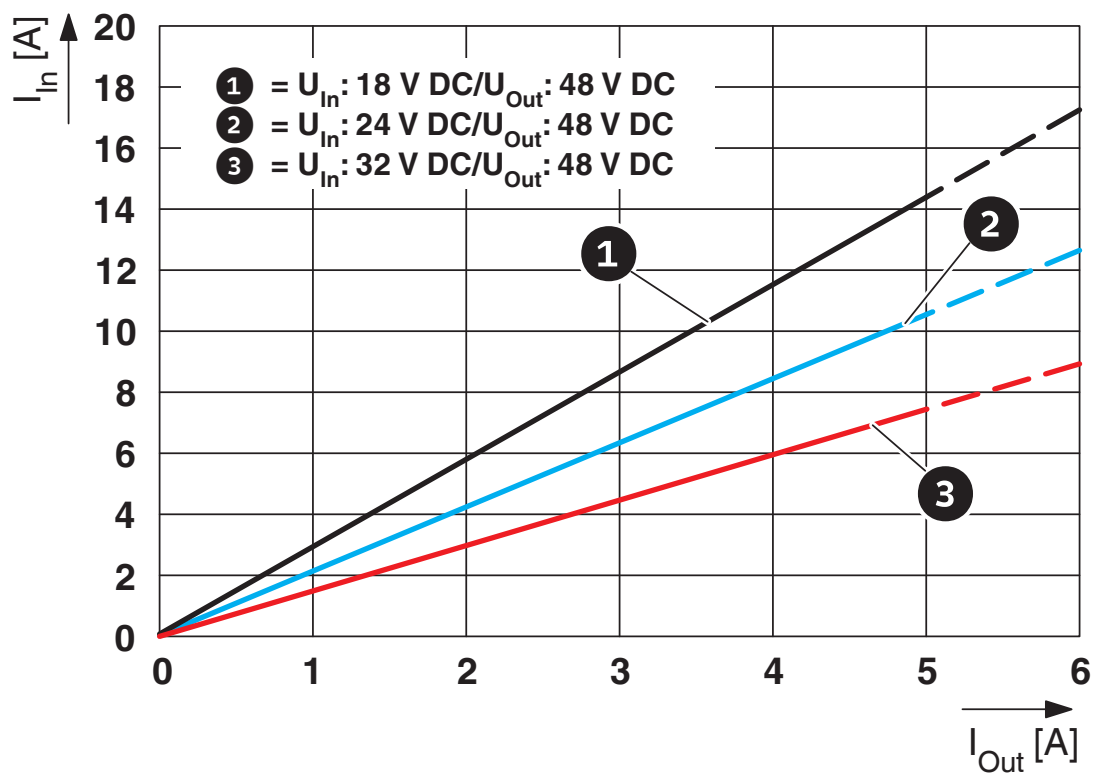
Diagram



Block diagram

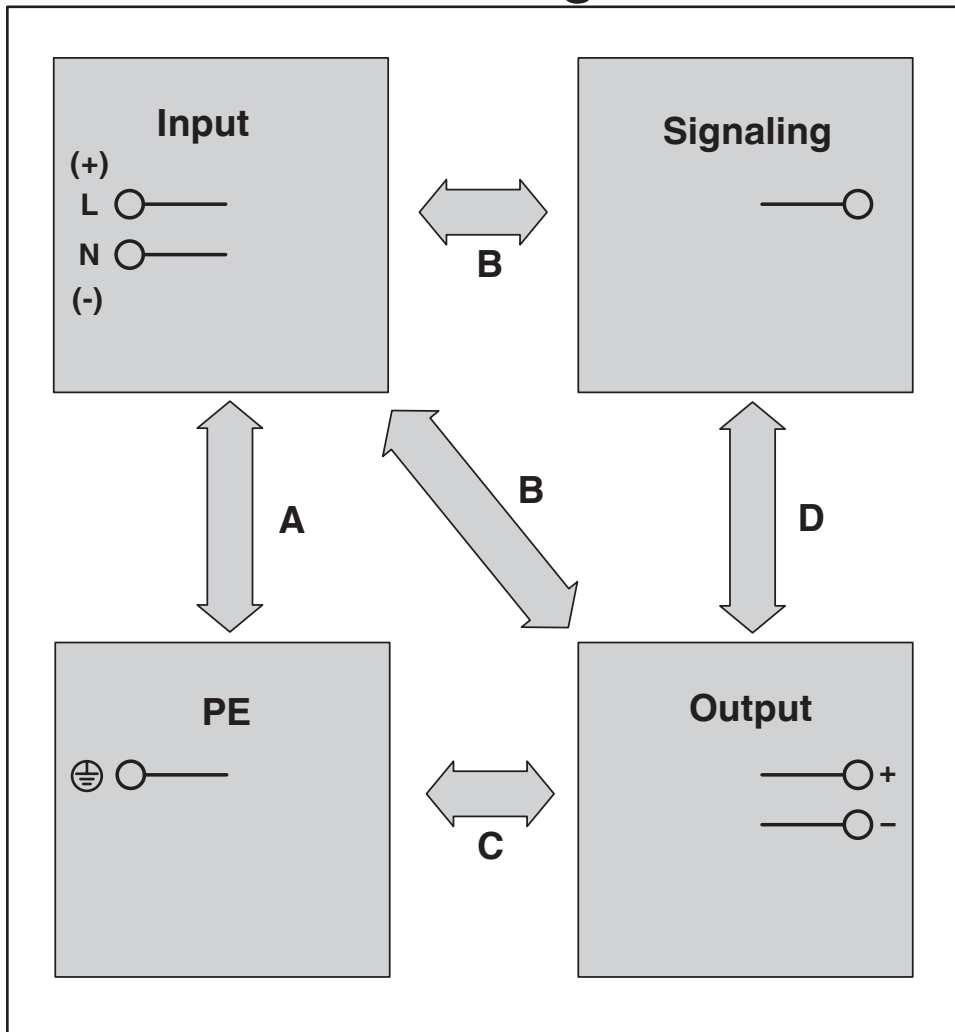


Diagram



Schematic diagram

Housing



QUINT4-PS/24DC/48DC/5/PT - DC/DC converters



2910123

<https://www.phoenixcontact.com/us/products/2910123>

Approvals

To download certificates, visit the product detail page: <https://www.phoenixcontact.com/us/products/2910123>



IECEE CB Scheme
Approval ID: SI-7708



LR
Approval ID: LR22472797TA



NK
Approval ID: TA21182M



BV
Approval ID: 57060/A1 BV



cULus Listed
Approval ID: FILE E 123528



Type approved
Approval ID: SI-SIQ BG 005/077



cULus Listed
Approval ID: FILE E 199827

QUINT4-PS/24DC/48DC/5/PT - DC/DC converters



2910123

<https://www.phoenixcontact.com/us/products/2910123>

Classifications

ECLASS

ECLASS-11.0	27040701
ECLASS-12.0	27040701
ECLASS-13.0	27040701

ETIM

ETIM 8.0	EC002540
----------	----------

UNSPSC

UNSPSC 21.0	39121000
-------------	----------

QUINT4-PS/24DC/48DC/5/PT - DC/DC converters



2910123

<https://www.phoenixcontact.com/us/products/2910123>

Environmental Product Compliance

REACH SVHC	Lead 7439-92-1
China RoHS	Environmentally Friendly Use Period = 25;
	For information on hazardous substances, refer to the manufacturer's declaration available under "Downloads"

2910123

<https://www.phoenixcontact.com/us/products/2910123>

Accessories

UWA 182/52 - Mounting adapter

2938235

<https://www.phoenixcontact.com/us/products/2938235>



Universal wall adapter for securely mounting the device in the event of strong vibrations. The device is screwed directly onto the mounting surface. The universal wall adapter is attached on the top/bottom.

UWA 130 - Mounting adapter

2901664

<https://www.phoenixcontact.com/us/products/2901664>



2-piece universal wall adapter for securely mounting the device in the event of strong vibrations. The profiles that are screwed onto the side of the device are screwed directly onto the mounting surface. The universal wall adapter is attached on the left/right.

QUINT4-PS/24DC/48DC/5/PT - DC/DC converters

2910123

<https://www.phoenixcontact.com/us/products/2910123>



TWN4 MIFARE NFC USB ADAPTER - Programming adapter

2909681

<https://www.phoenixcontact.com/us/products/2909681>



Near Field Communication (NFC) programming adapter with USB interface for the wireless configuration of NFC-capable products from Phoenix Contact with software. A separate USB driver is not required.

Phoenix Contact 2023 © - all rights reserved

<https://www.phoenixcontact.com>

Phoenix Contact USA
586 Fulling Mill Road
Middletown, PA 17057, United States
(+717) 944-1300
info@phoenixcon.com